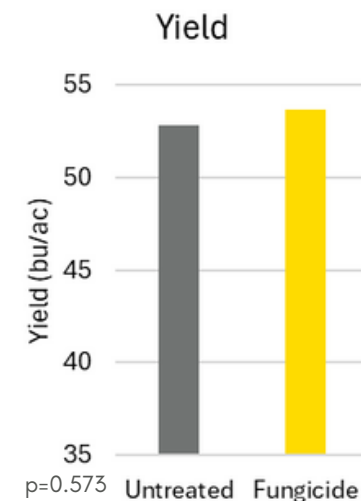


Early Season Fungicide Trial

ESF_06

Site Info

Trial ID: ESF_06
Rural Municipality: Minitonas
Seeding Date: May 20, 2025
Row Spacing: 12 in.
Variety: L358PC
Seed Treatment: Buteo
Fungicide Application Date: June 16, 2025
Fungicide App. Crop Stage: 4-6 leaf
Fungicide Product (Rate): Nexicor (0.2 L/ac)
Fungicide Active Ingredient: Fluxapyroxad 30 g/L,
 Pyraclostrobin 200 g/L,
 Propiconazole 125 g/L
Harvest date: September 27, 2025



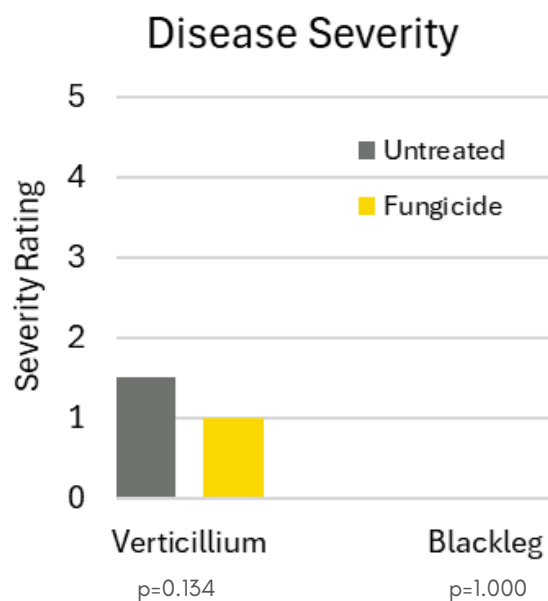
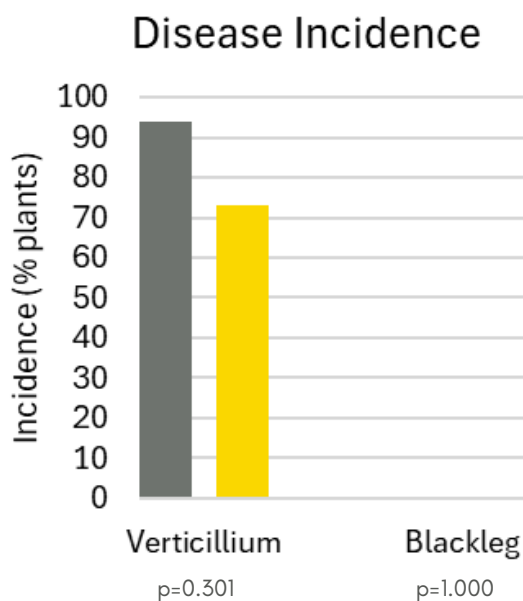
Results Summary

Blackleg: Blackleg was not detected at this site.

Verticillium: Verticillium stripe was not significantly reduced by early-season fungicide application.

Grain Yield: Blackleg fungicide application at the 4-6 leaf stage had no significant influence on grain yield in this trial.

Profitability: Relative to the untreated check, blackleg fungicide application increased costs without significantly greater yield protection, losing \$22/ac. Suppression of BL inoculum for future seasons may provide indirect long-term benefits.



Within each data type, treatments with different lowercase letters are significantly different at 95% confidence level ($p < 0.05$). Data types with no lowercase letters listed indicate an insignificant treatment effect.

Early Season Fungicide Trial ESF_06 Continued

Treatment	Blackleg Incidence (%)	Blackleg Severity (0-5)	Verticillium Incidence (%)	Verticillium Severity (0-5)	Plant Count (cotyledon - 1 leaf)	Plant Count (4-6 leaf)
Untreated	0	0.00	94	1.50	7.10	7.10
Fungicide	0	0.00	73	1.00	7.27	7.54
<i>p-value</i>	1.000	1.000	0.301	0.134	0.457	0.162

ESF_06 Weather

	Apr	May	June	July	Aug	Sept	Total
Rainfall (mm)	1.8	23.8	48.5	20.8	135.0	32.5	262.4
Avg Daily Temp (°C)	2.7	12.7	16.1	17.6	19.1	15.0	

ESF_06 Economic Analysis

Treatment	Mean yield (bu/ac)	Application Cost ¹	Change in Profit from Untreated Check ²
Untreated	52.82	\$0/ac	-
Fungicide	53.63	\$22/ac	-\$22/ac
P-value	0.573		
CV	3.48		

¹ Based on 2025 MB Cost of Production: estimated cost of blackleg fungicide ~\$12/ac and estimated cost of canola sprayer operation ~\$10/ac

² Change in profit is calculated as the difference in grain sales income (based on estimated canola sale price of \$13.25/bu) and treatment costs, relative to the standard farm practice. Yields were not significantly different in this trial, therefore there are no differences in grain sales income.

Agronomic Support for this Trial
Provided by:

