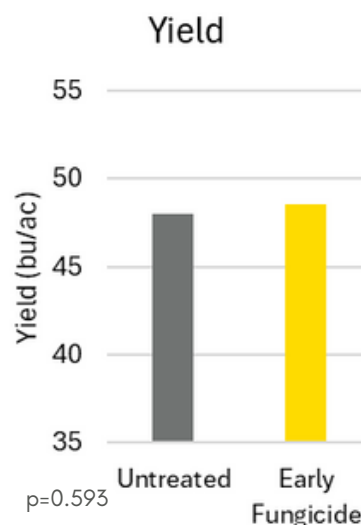


# Early Season Fungicide Trial

## ESF\_02

### Site Info

**Trial ID:** ESF\_02  
**Rural Municipality:** Hanover  
**Seeding Date:** May 11, 2025  
**Row Spacing:** 10 in.  
**Variety:** P617SL  
**Seed Treatment:** Lumiscend/Lumiderm  
**Fungicide Application Date:** June 12, 2025  
**Fungicide App. Crop Stage:** 4-6 leaf  
**Fungicide Product (Rate):** Nexicor (0.2 L/ac)  
**Fungicide Active Ingredient:** Fluxapyroxad 30 g/L,  
 Pyraclostrobin 200 g/L,  
 Propiconazole 125 g/L  
**Harvest date:** August 31, 2025



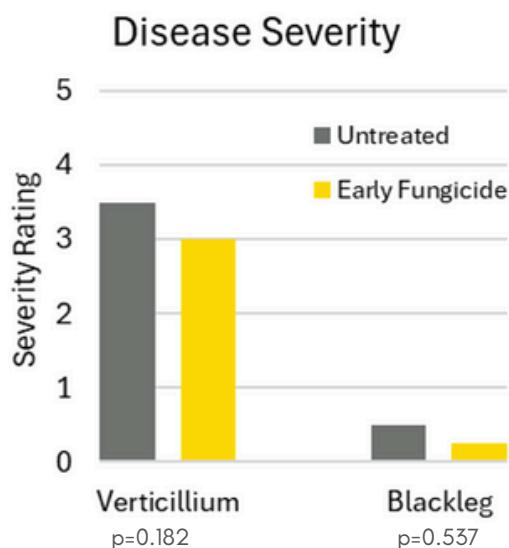
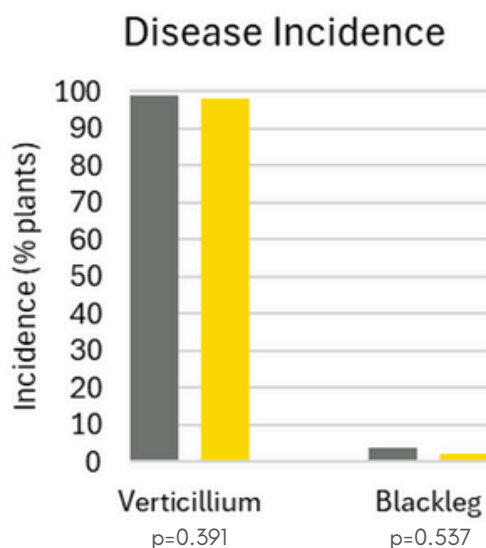
### Results Summary

**Blackleg:** Blackleg was only observed at 4% incidence in the untreated check. Blackleg incidence and severity were not significantly reduced by early-season fungicide application.

**Verticillium:** Verticillium stripe was not significantly reduced by early-season fungicide application.

**Grain Yield:** Blackleg fungicide application at the 4-6 leaf stage had no significant influence on grain yield in this trial.

**Profitability:** Relative to the untreated check, blackleg fungicide application increased costs without significantly greater yield protection, losing \$22/ac. Suppression of BL inoculum for future seasons may provide indirect long-term benefits.



Within each data type, treatments with different lowercase letters are significantly different at 95% confidence level ( $p < 0.05$ ). Data types with no lowercase letters listed indicate an insignificant treatment effect.

## Early Season Fungicide Trial ESF\_02 Continued

Treatment	Blackleg Incidence (%)	Blackleg Severity (0-5)	Verticillium Incidence (%)	Verticillium Severity (0-5)	Plant Count (cotyledon - 1 leaf)	Plant Count (4-6 leaf)
Untreated	4	0.50	99	3.50	3.49	4.31
Fungicide	2	0.25	98	3.00	3.95	4.91
<i>p-value</i>	0.537	0.537	0.391	0.182	0.087	0.128

### ESF\_02 Weather

	Apr	May	June	July	Aug	Sept	Total
Rainfall (mm)	12.9	19.6	39.6	72.7	108.7	163.8	417.3
Avg Daily Temp (°C)	4.5	14.7	17.9	19.1	19.1	16.0	

### ESF\_02 Economic Analysis

Treatment	Mean yield (bu/ac)	Application Cost <sup>1</sup>	Change in Profit from Untreated Check <sup>2</sup>
Untreated	47.97	\$0/ac	-
Fungicide	48.53	\$22/ac	-\$22/ac
P-value	0.593		
CV	3.41		

<sup>1</sup> Based on 2025 MB Cost of Production: estimated cost of blackleg fungicide ~\$12/ac and estimated cost of canola sprayer operation ~\$10/ac

<sup>2</sup> Change in profit is calculated as the difference in grain sales income (based on estimated canola sale price of \$13.25/bu) and treatment costs, relative to the standard farm practice. Yields were not significantly different in this trial, therefore there are no differences in grain sales income.



Agronomic Support for this Trial  
Provided by: