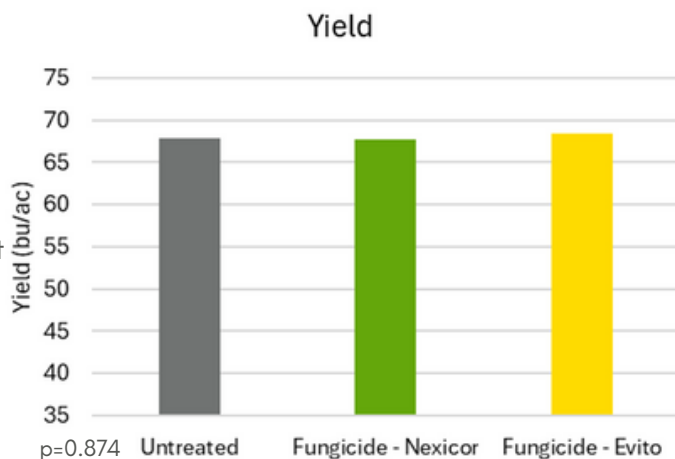


Early Season Fungicide Trial

ESF_01

Site Info

Trial ID: ESF_01
Rural Municipality: Morris
Seeding Date: May 10, 2025
Row Spacing: 10 in.
Variety: L34PC
Seed Treatment: Helix Vibrance/Buteo Start
Fungicide Application Date: June 4
Fungicide App. Crop Stage: 4-6 leaf
Fungicide Product (Rate): Nexicor & Evito
 (0.2 L/ac & 0.118 L/ac)
Fungicide Active Ingredient: Pyraclostrobin,
 Fluoxastrobin
Harvest date: September 10, 2025



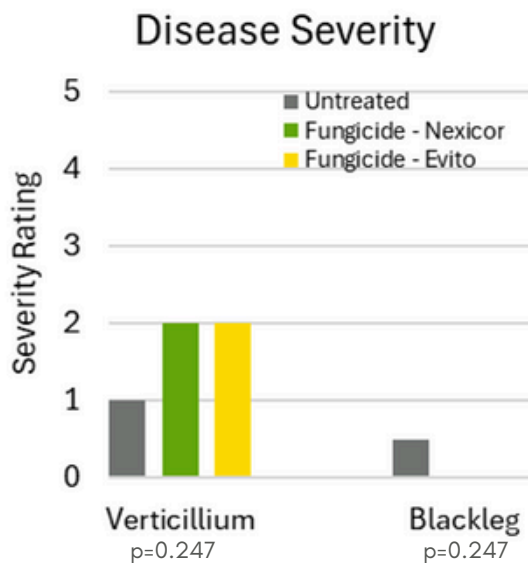
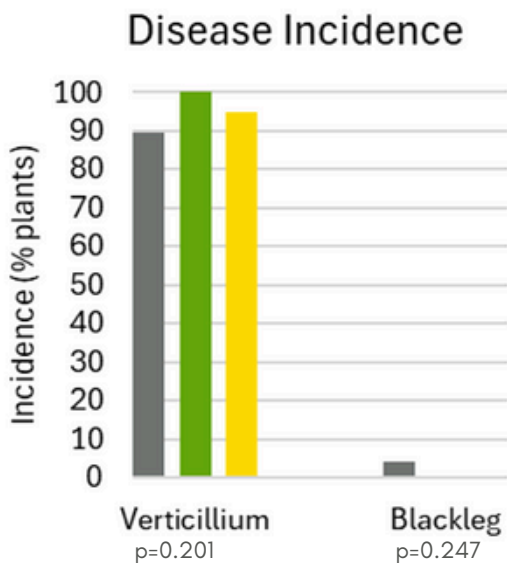
Results Summary

Blackleg: Blackleg was only observed at 4% incidence in the untreated check. Blackleg incidence and severity was not significantly reduced by early-season fungicide application.

Verticillium: Verticillium stripe was not significantly reduced by early-season fungicide application.

Grain Yield: Blackleg fungicide application at the 4-6 leaf stage had no significant influence on grain yield in this trial.

Profitability: Relative to the untreated check, blackleg fungicide application increased costs without significantly greater yield protection, losing \$22/ac. Suppression of BL inoculum for future seasons may provide indirect long-term benefits.



Within each data type, treatments with different lowercase letters are significantly different at 95% confidence level ($p < 0.05$). Data types with no lowercase letters listed indicate an insignificant treatment effect.

Early Season Fungicide Trial

ESF_01 Continued

Treatment	Blackleg Incidence (%)	Blackleg Severity (0-5)	Verticillium Incidence (%)	Verticillium Severity (0-5)	Plant Count (cotyledon - 1 leaf)	Plant Count (4-6 leaf)
Untreated	4	0.50	89	1.00	4.96	2.95
Nexicor	0	0.00	100	2.00	5.51	2.80
Evito	0	0.00	95	2.00	5.20	2.82
<i>p-value</i>	0.247	0.247	0.202	0.247	0.295	0.808

ESF_01 Weather

	Apr	May	June	July	Aug	Sept	Total
Rainfall (mm)	15.6	52.0	34.6	60.4	58.1	63.6	284.3
Avg Daily Temp (°C)	4.6	14.8	17.4	18.9	19.1	16.1	

ESF_01 Economic Analysis

Treatment	Mean yield (bu/ac)	Application Cost ¹	Change in Profit from Untreated Check ²
Untreated	67.85	\$0/ac	-
Nexicor	67.67	\$22/ac	-\$22/ac
Evito	68.38	\$22/ac	-\$22/ac
P-value	0.874		
CV	2.74		

¹ Based on 2025 MB Cost of Production: estimated cost of blackleg fungicide ~\$12/ac and estimated cost of canola sprayer operation ~\$10/ac

² Change in profit is calculated as the difference in grain sales income (based on estimated canola sale price of \$13.25/bu) and treatment costs, relative to the standard farm practice. Yields were not significantly different in this trial, therefore there are no differences in grain sales income.



Agronomic Support for this Trial
Provided by:

